



The Right Inflatable®





The Right Inflatable®

Dinghy R.I.Bs (Rigid Inflatable Boats)

From 8 ft. to 12 ft. (A-8, A-9, A-10, A-11, A-12).

Hypalon®



A-10 R.I.B

Some pictures with optional equipment

Standard Equipment

Standard equipment subject to change at any time without notice

- 2 Oars.
- 2 Oarlocks (on A-8, A-9, A-10, A-11).
- 2 Oarlock bases (on A-8, A-9, A-10, A-11).
- 2 Oar rests (4 A-11, A-12 inside tube).
- 1 Bench seat & brackets (except A-12).
- 2 Life lines (safety grab rail).
- 3 Inflation valves (2 A-8, A-9).
- 1 Foot pump.
- 1 Repair kit.
- 1 Front & 2 Side rubber cleat handle.
- 1 Light grey raised rubrail
- 1 Diamond non-skid deck.
- 1 "V" hull
- 1 F/locker w/large opening (A-10, A-11, A-12).
- 1 Deck drain with plug.
- 1 Inner hull drain with plug.
- 1 Front towing stainless U-bolt 8 mm.
- 4 Lifting stainless U-bolt 8 mm (3 A-8, A-9)
- 2 Transom engine plates.

APEX has built its reputation on high quality Rigid Inflatable Boats (R.I.Bs) made from the world's finest Hypalon® material.

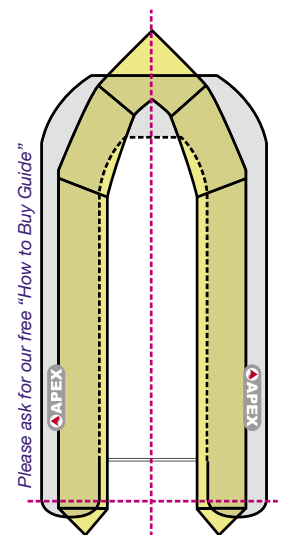
Our boats have been tested under the most rigorous conditions, and are enjoyed by sailing and cruising enthusiasts worldwide.

"Performance was impeccable!"

Power Boat Report Magazine



Our A-10, A-11, A-12 R.I.Bs are equipped with a large opening front locker



Please ask for our free "How to Buy Guide"

The cone adds to the overall length without increasing buoyancy or the usable interior space.



The Right Inflatable®



Lite R.I.Bs (Rigid Inflatable Boats)

From 8 ft. to 11 ft.(A-8L,A-9L,A-10L,A-11L)

Hypalon®



Some pictures with optional equipment

Lightweight champions of the world!
Some of the lightest and most rugged
R.I.Bs on the market!



A-9 L

Some pictures with optional equipment

Standard Equipment

Standard equipment subject to change at any time without notice

- 2 Oars.
- 2 Oarlocks.
- 2 Oarlock bases.
- 2 Oar blade straps.
- 1 Bench seat & brackets.
- 4 Life lines (safety grab rail).
- 3 Inflation valves (2 A-8, A-9 & A-10).
- 1 Foot pump.
- 1 Repair kit.
- 1 Front & 2 side rubber cleat handle.
- 1 Light grey raised rubrail
- 1 "V" hull.
- 1 Hull drain with plug.
- 1 Front towing stainless U-bolt 8 mm.
- 3 Lifting stainless U-bolt 8 mm
- 2 Transom engine plates

All comes standard with
heavy duty bench seat

**"The Apex performance,
handling and reasonable price
make it our choice"**

Power Boat Report Magazine

Rated best buy



(For back issues call 800 424 7887)



The best valve
money can buy



The Right Inflatable®



Tender R.I.Bs (Rigid Inflatable Boats)

From 11 ft. to 15 ft. (A-11T, A-12T, A-13T, A-15T)

Hypalon®



Alain

Some pictures with optional equipment

Standard Equipment

Standard equipment subject to change at any time without notice

- 2 Oars.
- 6 Life lines (safety grab rail). (4 A-15).
- 1 Front & 2 side rubber cleat handle.
- 2 Light grey raised rubrails.
- 4 Inflation valves (3 A-12).
- 1 Foot pump.
- 1 Repair kit.
- 1 Diamond non-skid deck.
- 1 Deep "V" hull.
- 1 Front fiberglass step with running lights.
- 3 Pop-up cleats
- 2 Deck drains with plugs.
- 1 Inner hull drain with plug.
- 1 12 V automatic bilge pump.
- 1 Under deck accessible fuel tank
A-11, A-12, A-13 (15 Gal.) A-15 (20 Gal).
- 1 Fuel tank access hatch.
- 1 Ergonomic console w/ front & jump seat, windshield & compass.
- 1 Steering package.
- 1 Seat cushion and backrest
- 1 Anchor locker and storage lockers.
- 1 Front stainless U-bolt 8 mm.
- 4 Lifting stainless U-bolt 8 mm.
- 1 360° white light navigation pole
- 1 Complete tin wiring (soldered heatshrink seal terminals)
- 1 Battery switch

Adventure some and comfortable, with spacious seating for five, The R.I.B Tender's deep-V hull is versatile Enough to take you from a fun day of waterskiing to an evening on the town!

"This R.I.B is strongly built and very well equipped!" *Pneumatique Magazine*



All our Tender R.I.Bs are equipped with Pop-Up cleats.



Jump seat

Ergonomically designed tilting console.



The Right Inflatable®



Hypalon®

Sport R.I.Bs (Rigid Inflatable Boats)

From 17 ft. to 20 ft.(A-17T, A-20T)



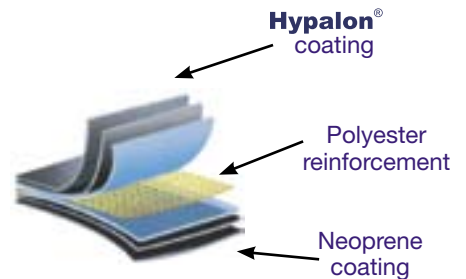
A-20 T

Some pictures with optional equipment

Standard Equipment

Standard equipment subject to change at any time without notice

- 2 Oars.
- 8 Life lines (safety grab rail).
- 2 Front & 4 side rubber cleat handles.
- 2 Light grey raised rubrail
- 5 Inflation valves (4 A-17).
- 1 Foot pump.
- 1 Repair kit.
- 1 Diamond non-skid deck.
- 1 Deep "V" hull.
- 1 Front fiberglass step with running light.
- 3 Pop-up cleats.
- 2 Deck drains with plugs (1 A-20 w/ Y valve).
- 1 Hull drains with plugs.
- 1 12 V automatic bilge pump.
- 1 Under deck accessible fuel tank
A-17 (28 gal) A-20 (50 Gal).
- 1 Fuel tank access hatch.
- 1 Ergonomic console w/ front seat, cushions, windshield & compass.
- 1 Seat leaning post / locker A-20.
- 1 Steering package.
- 1 Seat cushion and back rest A-17.
- 1 Anchor locker and storage lockers.
- 1 Front stainless U-bolt 10 mm
- 4 Lifting stainless U-bolt 10 mm
- 1 360° white light navigation pole.
- 1 Complete tin wiring (soldered heatshrink seal terminals)
- 1 Battery switch



Perfect as a runabout or a tender.
 Lightweight. Easy to tow and launch.
 Great return per horsepower.
 Tops in stability.

These R.I.Bs venture out where others fear to go!

"It was hard to find anything wrong with this APEX"

R.I.B. International Magazine



The Right Inflatable®



Large R.I.Bs (Rigid Inflatable Boats)

From 24 ft. to 36 ft. O/B or I/B (A-24, A-28, A-33, A-36)

Hypalon®



A-24 O/B

Some pictures with optional equipment

Apex has been awarded certificate of appreciation by the US Coast Guard

Standard Equipment

Standard equipment subject to change at any time without notice

- 2 Oars.
- 10 Life lines (safety grab rail).
- 2 Front rubber cleat handles.
- 6 Side rubber cleat handles.
- 3 Light grey raised rubrail
- 10 Inflation valves (8 A-28, A-33, 6 A-24).
- 1 Foot pump.
- 1 Repair kit.
- 1 Diamond non-skid deck.
- 1 Deep "V" hull.
- 1 Front fiberglass step with running light.
- 2 Deck drains with valves
- 1 Inner hull drain with plug.
- 1 12 V automatic bilge pump.
- 1 Under deck accessible fuel tank (70 Gal & more).
- 1 Fuel tank access hatch.
- 1 Ergonomic console w/ front seat, cushions, windshield & compass.
- 1 Seat leaning post / locker.
- 1 Steering package.
- 1 Seat cushion and back rest.
- 1 Anchor locker and storage lockers.
- 1 Front stainless U-bolt 10 mm.
- 4 Lifting stainless U-bolt 10 mm
- 1 360° white light navigation pole.
- 1 Complete tin wiring (soldered heatshrink seal terminals)
- 1 Battery switch

The choice for military applications, Coast Guards, Search teams and adventurers.
 Safe, secure, rugged and durable, these models are among The fastest growing segments of the boating industry, Providing stability, range and unparalleled comfort.

"The V of Victory" Neptune Magazine.
"Picture Perfect" Motor Boating & Sailing Magazine.



Optional ladder

Optional fresh water shower system



The Right Inflatable®



Open R.I.Bs (Rigid Inflatable Boats)

From 15 ft. to 20 ft. (A-15 O, A-17 O, A-20 O)

Hypalon®



Some pictures with optional equipment



A-20 O

Standard Equipment

Standard equipment subject to change at any time without notice

- 2 Oars.
- 8 Life lines (safety grab rail).
- 2 Light grey raised rubrail
- 2 Front rubber cleat handles.
- 4 Side rubber cleat handles (4 A-15O, A-17O)
- 5 Inflation valves (4 A-17, A-15).
- 1 Foot pump.
- 1 Repair kit.
- 1 Diamond non-skid deck.
- 1 Deep "V" hull.
- 1 Front fiberglass step with running light.
- 2 Deck drains with plugs
- 1 Inner hull drain with plug.
- 1 Fuel tank access hatch
- 1 Towing stainless U-bolt 10 mm.
- 4 Lifting stainless U-bolt 10 mm (3 A-15).
- 1 Transom engine exterior plate.

APEX Open R.I.Bs specially designed for commercial and professional applications. Provide versatile access for retrofitting fuel tanks, console, seats, wiring, cables, etc.



"Well thought-out and remarkably well built"

Neptune Magazine



"Tear drop"
Raised non-marking rubrail



Ergonomic rubber
cleat handle



The Right Inflatable®



Roll-Ups

From 8 ft. to 16 ft.

RI: Roll-Up floor • Inflatable keel

RIL: Roll-Up floor • Inflatable keel Lite

WI: Wood floor • Inflatable keel

Hypalon®



(A-24RI, RIL, WI, A-27RI, RIL, WI, A-32RI, RIL, WI, A-42WI, A-47WI)

Winner of various industry awards.
Unlike other inflatable,
the rigid roll-up floor forces the keel down,
creating a nice deep V-hull and a flat,
stable and secure deck.

“Rated Best Buy” Practical Sailor Magazine



Heavy duty adjustable

Roll-up deck
Floor flex test
with a 210 Lbs person



A-27 RI

Some pictures with optional equipment

Standard Equipment

Standard equipment subject to change at any time without notice

- 2 Oars (A-42, A-47 paddles).
- 2 Oarlocks (A-42, A-47 paddles).
- 2 Oarlock bases (A-42, A-47 paddles).
- 2 Oar rests.
- 1 Bench seat (except R.I.L., A-42 & A-47).
- 2 Seat brackets (except R.I.L. A-42 & A-47)
- 2 Life lines (safety grab rail).
- 4 Inflation valves (3 A-24, A-27 & 5 A-42, A-47).
- 1 Foot pump.
- 1 Repair kit.
- 1 Front rubber cleat handle (except R.I.L.).
- 2 Side rubber cleat handles (straps on R.I.L.).
- 1 Light grey raised rubrail
(2 A-42 & A-47) (flat R.I.L.)
- 2 Towing rings.
- 1 Vinyl roll-Up deck (wood panels on W.I).
- 1 Inflatable keel
- 1 Hull drain with plug.
- 2 Transom engine plates.
- 1 Carry bag (2 A-42 & A-47).

From the bag to the water





The Right Inflatable®



Bananas

From 3 to 10 persons

Guaranteed to provide great enjoyment and profitability for water sports operations—these rugged **Hypalon®** bananas will last for years!



Hypalon®




AB-5

Standard Equipment

Standard equipment subject to change at any time without notice

- Seat handles
- Heavy duty towing rings
- Towing bridle
- Valves Leaffield



AB-10

Some pictures with optional equipment

NAME	LENGTH	BEAM	TUBE DIAM.	AIR CHAM.	PERSONS
AB-3	11'5" (3,47m)	3'9" (1,14m)	23" (58 cm)	3	3
AB-5	15'3" (4,65m)	3'9" (1,14m)	23" (58 cm)	3	5
AB-7	19'1" (5,82m)	3'9" (1,14m)	23" (58 cm)	3	7
AB-10	15'3" (4,65m)	6'7" (2,0m)	23" (58 cm)	5	10

Specifications and Standard equipment subject to change at any time without notice



Rafts

From 12 ft. to 15 ft.

NAME	MODEL	LENGTH	BEAM	INT.LENGTH	INT. BEAM	TUBE DIAM.	AIR CHAM.	THWARTS	PERSONS
NARANJO	ARK 12	12'0" (3,66m)	6'2" (1,88m)	8'7" (2,62m)	3'1" (0,94m)	18'0" (45cm)	8	2	5
ARENAL	ARK 13	13'0" (3,96m)	5'6" (1,68m)	10'1" (3,07m)	2'5" (0,74m)	18'0" (45cm)	8	2	5
PACUARE	AR 14	14'0" (4,27m)	6'2" (1,88m)	10'7" (3,23m)	3'1" (0,94m)	18'0" (45cm)	8	3	7
REVENTAZON	AR 15	15'0" (4,57m)	6'11" (2,11m)	11'7" (3,53m)	3'5" (1,04m)	20'0" (51cm)	8	3	7
AR RAFTS H	ABOVE MODELS AVAILABE FULL WRAP								


Hypalon®



Some pictures with optional equipment

Specifications and Standard equipment subject to change at any time without notice

For comfort, safety and fun **APEX** rafts are the outfitters choice!



AR-15

Standard Equipment

Standard equipment subject to change at any time without notice

- Thwarts
- Life lines
- Handles
- D-rings
- Valves Leaffield

Specifications



ROLL UPS ROLL UPS LITE COLLAPSIBLES

DINGHY R.I.Bs

MODEL	A-24 RI	A-27 RI	A-32 RI	A-24 RIL	A-27 RIL	A-32 RIL	A-24 WI	A-27 WI	A-32 WI	A-42 WI	A-47 WI
Length ft. (m)	8' (2.44)	9' (2.74)	10'3" (3.12)	8' (2.44)	9' (2.74)	10'3" (3.12)	8' (2.44)	9' (2.74)	10'3" (3.12)	13'10" (4.2)	15'6" (4.71)
Beam ft. (m)	4'6" (1.37)	5' (1.52)	5'5" (1.65)	4'6" (1.37)	5' (1.52)	5'5" (1.65)	4'6" (1.37)	5' (1.52)	5'5" (1.65)	6'6" (1.98)	6'6" (1.98)
Int. Length ft. (m)	5'3" (1.6)	6'2" (1.87)	7'7" (2.31)	5'3" (1.6)	6'2" (1.87)	7'7" (2.31)	5'3" (1.6)	6'2" (1.87)	7'7" (2.31)	10'3" (3.18)	12'5" (3.78)
Int. Beam ft. (m)	2' (0.61)	2'4" (0.71)	2'5" (0.74)	2' (0.61)	2'4" (0.71)	2'5" (0.74)	2' (0.61)	2'4" (0.71)	2'5" (0.74)	3'4" (1)	3'4" (1)
Tube Dia Inch (cm)	15" (38)	16 1/2" (42)	17" (43)	15" (38)	16 1/2" (42)	17" (43)	15" (38)	16 1/2" (42)	17" (43)	20" (51)	20" (51)
Air Chambers	2 + 1	2 + 1	3 + 1	2 + 1	2 + 1	3 + 1	2 + 1	2 + 1	3 + 1	4 + 1	6 + 1
Persons	4	4	5	4	4	5	4	4	5	8	10
Keel	INFLATABLE	INFLATABLE	INFLATABLE	INFLATABLE	INFLATABLE	INFLATABLE	INFLATABLE	INFLATABLE	INFLATABLE	INFLATABLE	INFLATABLE
Payload Lbs (kg)	860 (391)	970 (440)	1050 (479)	860 (391)	970 (440)	1050 (479)	860 (391)	970 (440)	1050 (479)	1345 (611)	2550 (1159)
Weight lbs (kg)	66 (30)	82 (37)	93 (42)	56 (25)	72 (32)	83 (38)	69 (31)	94 (43)	115 (52)	232 (105)	298 (135)
Rec. H/P (kw)	4 (3)	6 (4.5)	8 (6)	4 (3)	6 (4.5)	8 (6)	4 (3)	10 (7.5)	10 (7.5)	20 (15)	40 (30)
Max H/P (kw)	6 (4.5)	8 (6)	10 (7.5)	6 (4.5)	8 (6)	10 (7.5)	6 (4.5)	15 (11)	15 (11)	30 (22.5)	50 (37.5)
Max.Eng W	71 (32)	80 (36)	105 (51)	71 (32)	80 (36)	105 (51)	71 (32)	105 (51)	105 (51)	N/A	N/A
Shaft Length	S/15"	S/15"	S/15"	S/15"	S/15"	S/15"	S/15"	S/15"	S/15"	L/20"	L/20"
Twin Engine AP.	N/A	N/A	N/A	N/A	N/A	N/A	N/A	N/A	N/A	N/A	N/A
Stowed Length ft (m)	3' (0.91)	3'6" (1.06)	3'10" (1.19)	3' (0.91)	3'6" (1.06)	3'10" (1.16)	3' (0.91)	3'6" (1.06)	3'8" (1.11)	4' (1.21)	5' (1.52)
Stowed Width ft (m)	2' (0.61)	2'6" (0.76)	2'8" (0.81)	2' (0.61)	2'6" (0.76)	2'8" (0.81)	2' (0.61)	2'6" (0.76)	2'8" (0.81)	4'4" (1.32)	4'4" (1.32)
Stowed Height ft (m)	1' (0.30)	1'6" (0.46)	1'8" (0.51)	1' (0.30)	1'6" (0.46)	1'8" (0.51)	1' (0.30)	1'10" (0.56)	2' (0.61)	3'6" (1.06)	3'6" (1.06)

Rigid Inflatable Boats

A-8	A-9	A-10	A-11	A-12
8' (2.44)	8'11" (2.72)	10' (3.05)	11' (3.35)	12' (3.66)
5' (1.52)	5'2" (1.57)	5'7" (1.70)	5'7" (1.70)	5'10" (1.78)
5'4" (1.63)	6'2" (1.87)	7'1" (2.16)	7'11" (2.41)	9' (2.74)
2'4" (0.71)	2'6" (0.76)	2'8" (0.81)	2'8" (0.81)	2'10" (0.86)
16 1/2" (42)	16 1/2" (42)	17" (43)	17" (43)	18 1/2" (47)
2	2	3	3	3
4	4	5	5	6
V	V	V	V	V
750 (340)	950 (431)	1050 (477)	1150 (523)	1350 (613)
107 (49)	127 (58)	149 (68)	169 (77)	208 (95)
8 (6)	10 (7.5)	10 (7.5)	15 (11)	20 (15)
10 (7.5)	15 (11.2)	20 (15)	25 (18.7)	30 (22.5)
N/A	N/A	N/A	N/A	N/A
S/15"	S/15"	S/15"	S/15"	S/15"
N/A	N/A	N/A	N/A	N/A
6'3" (1.90)	7'11" (2.40)	8'8" (2.63)	9'4" (2.84)	10'6" (3.19)
3'4" (1.01)	3'5" (1.03)	3'6" (1.06)	3'6" (1.06)	3'10" (1.16)
1'5" (0.43)	1'6" (0.45)	1'6" (0.45)	1'6" (0.45)	1'6" (0.45)

Optional Equipment

RI= Roll-up floor * Inflatable keel RIL= Roll-up floor * Inflatable keel * Lite
WI= Wood floor * Inflatable keel

Sun Deck Cushions											
Basic Console									●	●	●
Deluxe Console									●	●	●
Jockey Console									●	●	●
Steering System									●	●	●
Rear Box Seat									●	●	●
Back Rest R/B Seat									●	●	●
Arch											
Arch T-Top											
Central T-Top											
Optional Fuel Tank											
Bow Rail											

Colors available: Light Grey * White * Yellow

			●	●	●						
			●	●	●						
			●	●	●						

and more, please visit

www.apexinflatables.com



BOW CUSHION
20-CUSH-017



BASIC CONSOLE
20-CNSL-012



JOCKEY CONSOLE
20-CNSL-113



DELUXE CONSOLE
20-CNSL-015



REAR LOCKER BOX
20-SEAT-012




RADAR ARCH
20-RAIL-117

Alain



The Right Inflatable®

Your APEX Dealer:



APEX started in 1986 as a small manufacturer of custom-made rigid inflatable boats (R.I.Bs). Through word-of-mouth, customer satisfaction and repeat business, we have grown into one of the most respected and successful inflatable boat manufacturers in the world. Our complete line of hand-crafted products reflects our extensive blue-water experience and our commitment to quality. From 8-foot collapsible Roll-Ups, to river rafts and 36-foot specialty R.I.Bs, APEX delivers The Right Inflatable. As always, in our quest to improve and expand our product line, we welcome suggestions from you – our customers in the boating community.

Bon Voyage!

Georges and Roger Dherlin

APEX U.S.A

919 Bay Ridge Road Annapolis, Maryland 21403

☎ 1-800-422 5977 • ☎ (410) 267-0850 • Fax: (410) 267-8020

E-mail: apexinflatables@verizon.net

APEX FACTORY

✉ 2247-4050 Alajuela Costa Rica • ☎ (506) 434-1502

Fax: (506) 433-5270

E-mail: info@apexinflatables.com



www.apexinflatables.com
www.apexpanga.com